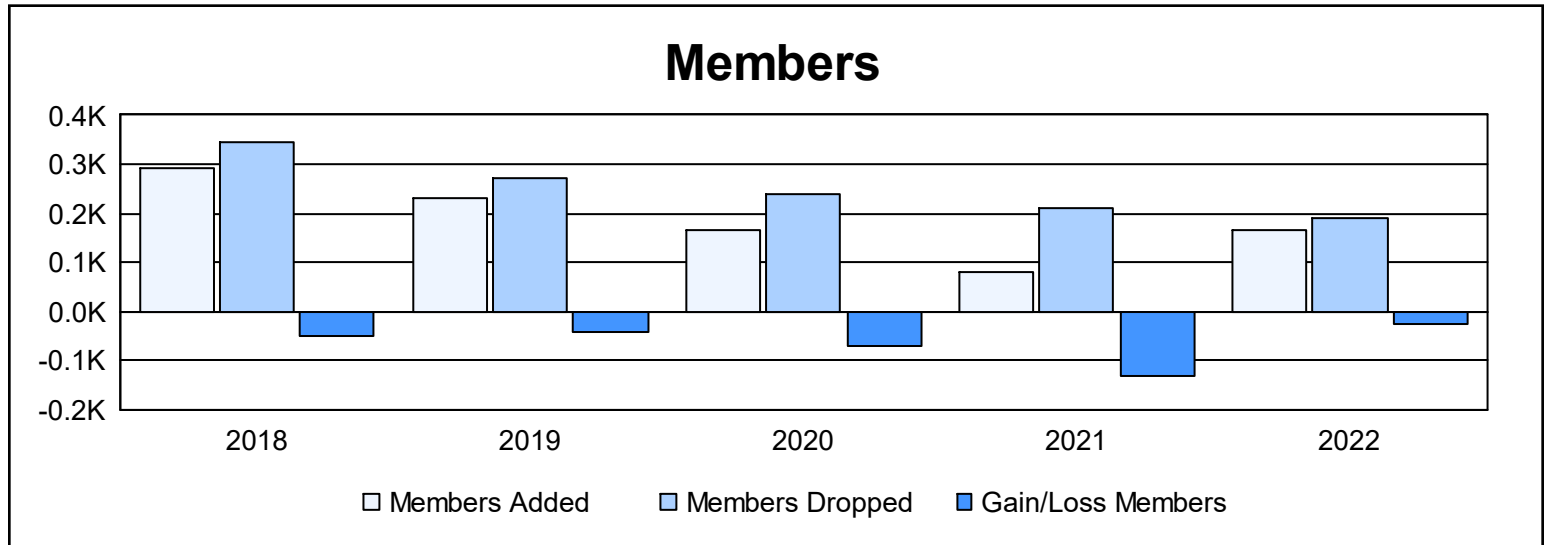
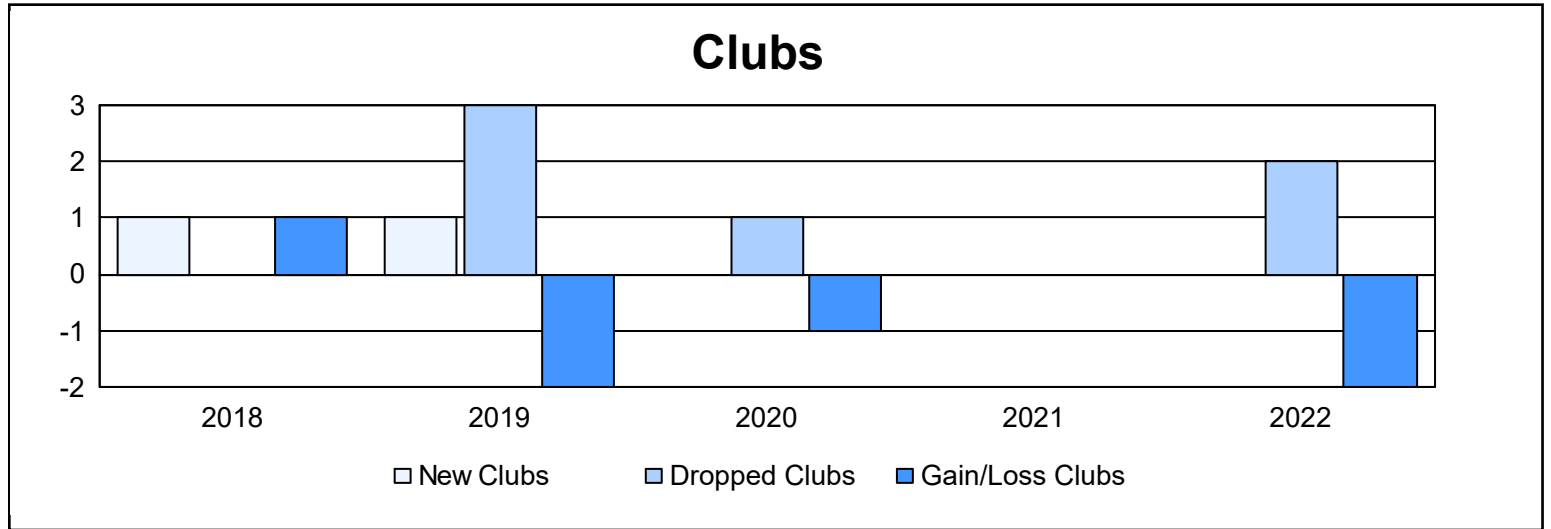
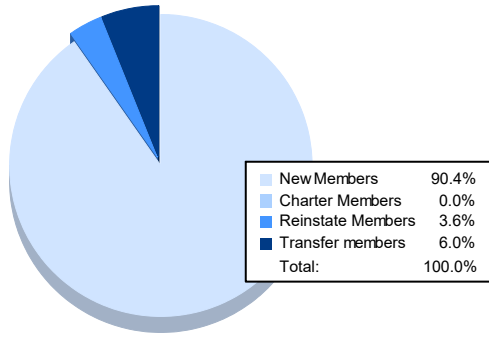


Year	New Clubs	Dropped Clubs	Gain/ Loss Clubs	New Members	Charter Members	Reinstate Members	Transfer Members	Total Member Added	Total Members Dropped	Gain/ Loss Members
2017-2018	1	0	1	238	35	2	18	293	343	-50
2018-2019	1	3	-2	200	21	3	5	229	271	-42
2019-2020	0	1	-1	142	6	6	11	165	237	-72
2020-2021	0	0	0	66	3	6	6	81	211	-130
2021-2022	0	2	-2	150	0	6	10	166	192	-26
<b>Average</b>	<b>0</b>	<b>1</b>	<b>-1</b>	<b>159</b>	<b>13</b>	<b>5</b>	<b>10</b>	<b>187</b>	<b>251</b>	<b>-64</b>



### Membership Composition June 2022 Cumulative



### Gender Composition June 2022 Cumulative

